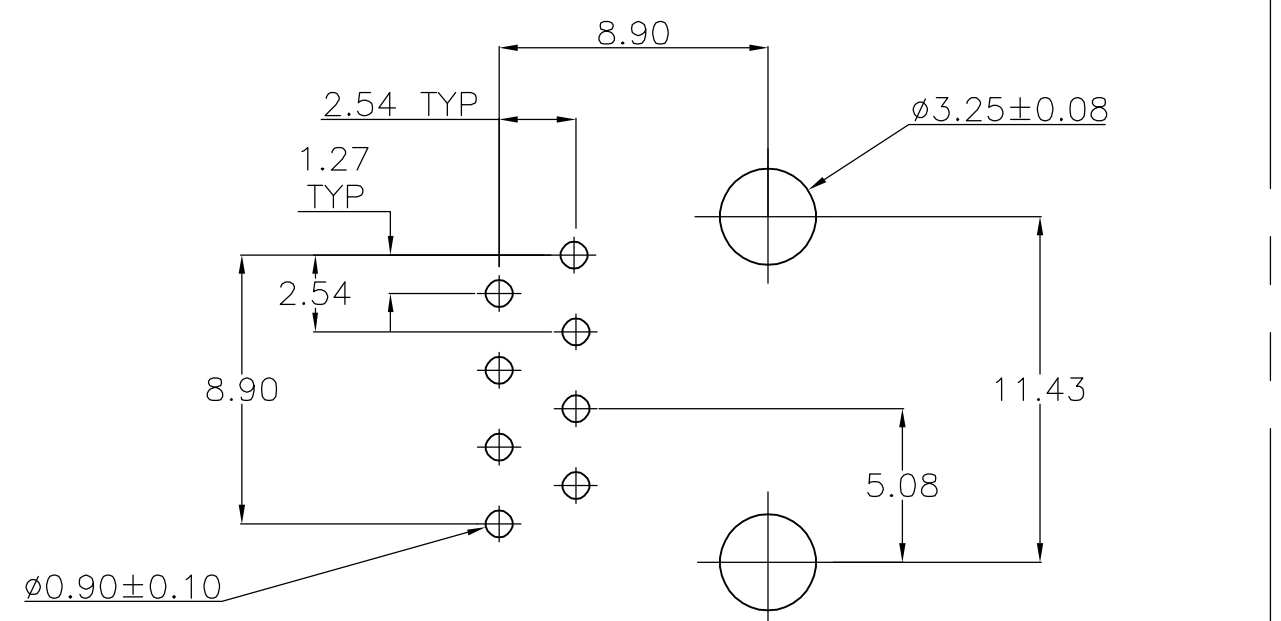
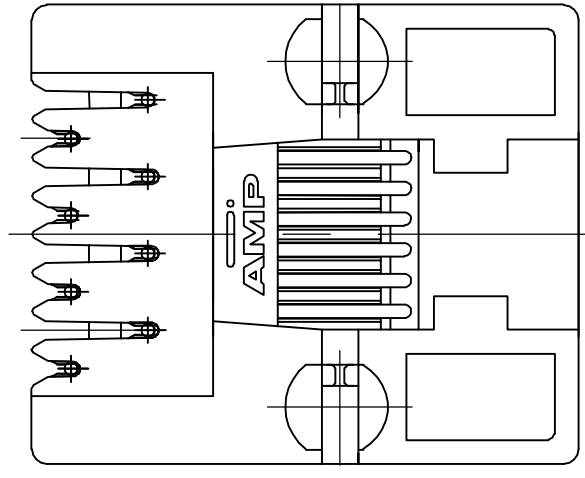
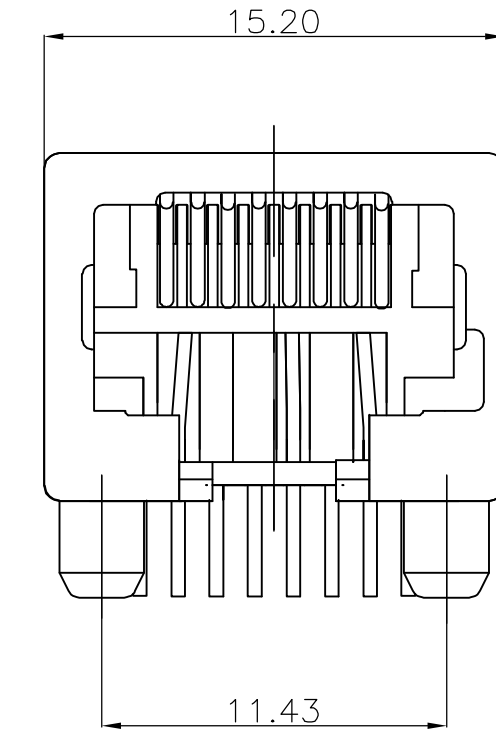
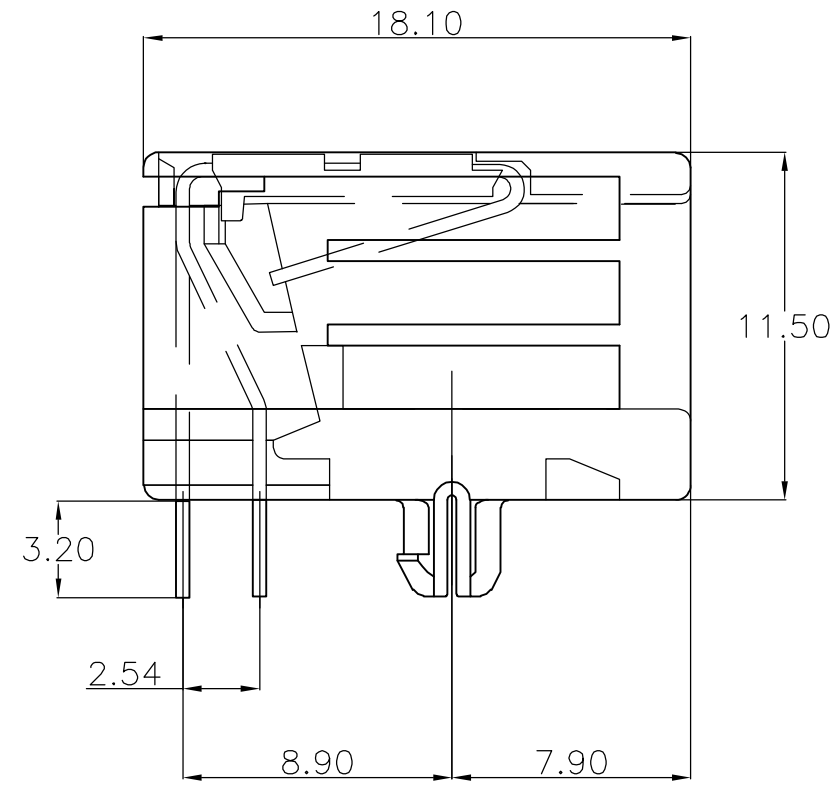
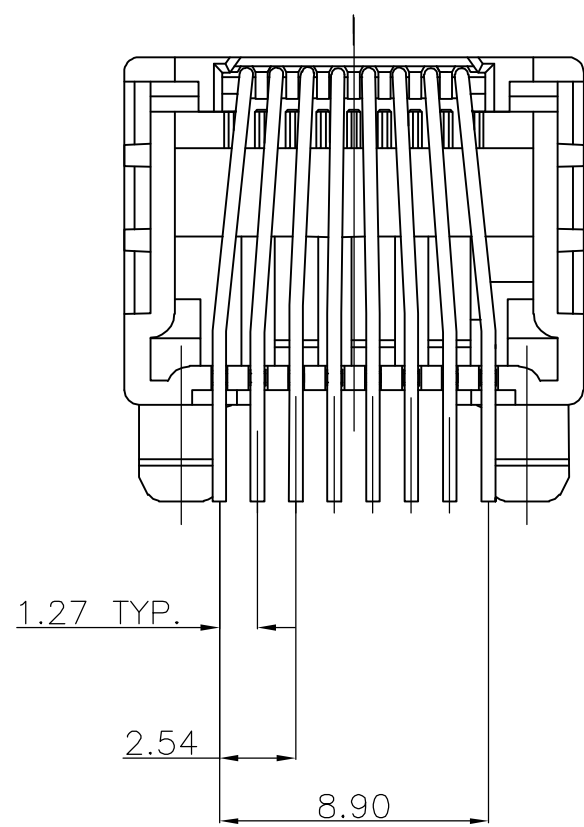
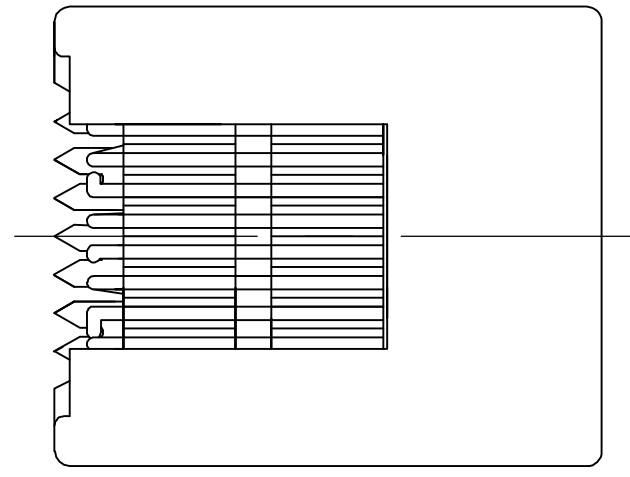


THIS DRAWING IS UNPUBLISHED. RELEASED FOR PUBLICATION
 © COPYRIGHT BY TYCO ELECTRONICS CORPORATION. ALL RIGHTS RESERVED.

LOC	DIST	REVISIONS					
		P	LTR	DESCRIPTION	DATE	DWN	APVD
H	-	H		EH-1382-98	19-05-98	EVE	-
		J		SR10-0095-03	24-03-03	KV	-
		K		ECR-06-013127	31-05-06	MO	-

NOTES:

- FOR APPLICATION INFORMATION SEE AMP SPEC. 114-19019.
- FOR PERFORMANCE REQUIREMENTS SEE AMP SPEC. 108-19064.
- TOLERANCES UNLESS OTHERWISE SPECIFIED: ± 0.15 .
- FOR THIS PACKAGING METHOD THE TRUE POSITION OF THE SOLDER TINES IS NOT GUARANTEED.



PRINTED CIRCUIT BOARD LAYOUT
 VIEW SHOWN IS CIRCUIT (NONCOMPONENT) SIDE OF BOARD.
 PRINTED CIRCUIT BOARD THICKNESS: 1.6 mm NOMINAL.
 TOLERANCES UNLESS OTHERWISE SPECIFIED:

1000 PIECES BULK PACKAGED	8 POS./8 CONTACTS	1.2 μ m MIN. SEL. GOLD OVER 1.2 μ m MIN. NICKEL. SOLDER TINES: 2.5 μ m MIN. TIN OVER 1.2 μ m MIN. NICKEL.	HOUSING COLOR BLACK: PBT, UL 94V-0 CONTACT INSERT: PBT, UL 94V-0 CONTACTS: Ph BRONZE	2-215878-1
TAPE MOUNTED 700 PCS./REEL				215878-1
PACKAGING	REMARKS	FINISH	MATERIAL	ORDER NUMBER

THIS DRAWING IS A CONTROLLED DOCUMENT.		DWN C.A.STERKEN 15NOV88	tyco Tyco Electronics Corporation	
DIMENSIONS: MM		CHK W.BRUMMANS	s-HertogenBosch,Nederland,	
TOLERANCES UNLESS OTHERWISE SPECIFIED:		APVD L.V.SOEST	NAME	
0 PLC \pm -		PRODUCT SPEC	MODULAR JACK, 8 POS. 90° LOW PROFILE FOR PRINTED CIRCUIT BOARD	
1 PLC \pm -		APPLICATION SPEC	RESTRICTED TO	
2 PLC \pm -			SIZE	CAGE CODE
3 PLC \pm -			A2	00779
4 PLC \pm -			DRAWING NO	C=215878
ANGLES \pm -		WEIGHT	-	
FINISH		CUSTOMER DRAWING	SCALE	SHEET 1 OF 1
SEE NOTES				REV K

215878

A